

© International Baccalaureate Organization 2025

All rights reserved. No part of this product may be reproduced in any form or by any electronic or mechanical means, including information storage and retrieval systems, without the prior written permission from the IB. Additionally, the license tied with this product prohibits use of any selected files or extracts from this product. Use by third parties, including but not limited to publishers, private teachers, tutoring or study services, preparatory schools, vendors operating curriculum mapping services or teacher resource digital platforms and app developers, whether fee-covered or not, is prohibited and is a criminal offense.

More information on how to request written permission in the form of a license can be obtained from <https://ibo.org/become-an-ib-school/ib-publishing/licensing/applying-for-a-license/>.

© Organisation du Baccalauréat International 2025

Tous droits réservés. Aucune partie de ce produit ne peut être reproduite sous quelque forme ni par quelque moyen que ce soit, électronique ou mécanique, y compris des systèmes de stockage et de récupération d'informations, sans l'autorisation écrite préalable de l'IB. De plus, la licence associée à ce produit interdit toute utilisation de tout fichier ou extrait sélectionné dans ce produit. L'utilisation par des tiers, y compris, sans toutefois s'y limiter, des éditeurs, des professeurs particuliers, des services de tutorat ou d'aide aux études, des établissements de préparation à l'enseignement supérieur, des fournisseurs de services de planification des programmes d'études, des gestionnaires de plateformes pédagogiques en ligne, et des développeurs d'applications, moyennant paiement ou non, est interdite et constitue une infraction pénale.

Pour plus d'informations sur la procédure à suivre pour obtenir une autorisation écrite sous la forme d'une licence, rendez-vous à l'adresse <https://ibo.org/become-an-ib-school/ib-publishing/licensing/applying-for-a-license/>.

© Organización del Bachillerato Internacional, 2025

Todos los derechos reservados. No se podrá reproducir ninguna parte de este producto de ninguna forma ni por ningún medio electrónico o mecánico, incluidos los sistemas de almacenamiento y recuperación de información, sin la previa autorización por escrito del IB. Además, la licencia vinculada a este producto prohíbe el uso de todo archivo o fragmento seleccionado de este producto. El uso por parte de terceros —lo que incluye, a título enunciativo, editoriales, profesores particulares, servicios de apoyo académico o ayuda para el estudio, colegios preparatorios, desarrolladores de aplicaciones y entidades que presten servicios de planificación curricular u ofrezcan recursos para docentes mediante plataformas digitales—, ya sea incluido en tasas o no, está prohibido y constituye un delito.

En este enlace encontrará más información sobre cómo solicitar una autorización por escrito en forma de licencia: <https://ibo.org/become-an-ib-school/ib-publishing/licensing/applying-for-a-license/>.

Physics
Standard level
Paper 1B

5 November 2025

Zone A afternoon | **Zone B** afternoon | **Zone C** afternoon

Candidate session number

--	--	--	--	--	--	--	--	--	--

1 hour 30 minutes [Paper 1A and Paper 1B]

Instructions to candidates

- Write your session number in the boxes above.
- Do not open this examination paper until instructed to do so.
- Answer all questions.
- Answers must be written within the answer boxes provided.
- A calculator is required for this paper.
- A clean copy of the **physics data booklet** is required for this paper.
- The maximum mark for paper 1B is **[20 marks]**.
- The maximum mark for paper 1A and paper 1B is **[45 marks]**.

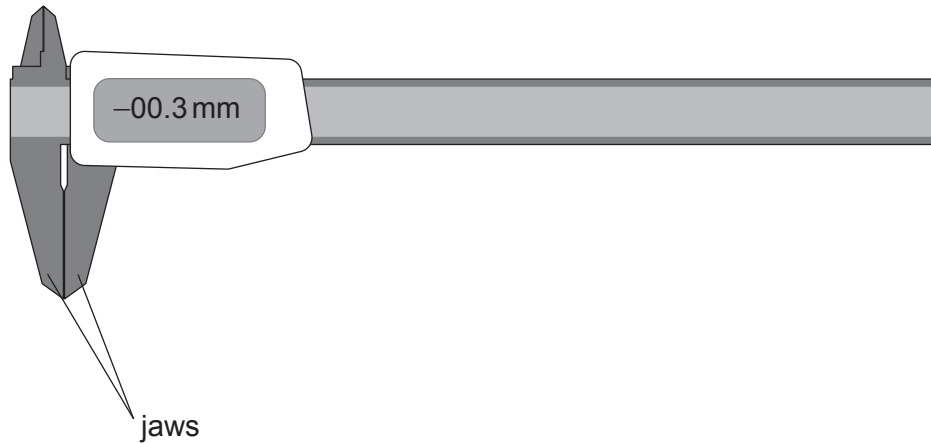
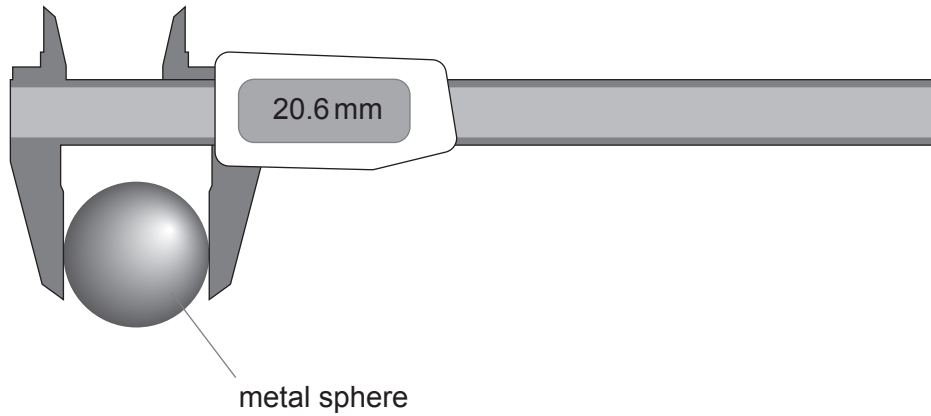


Answer **all** questions. Answers must be written within the answer boxes provided.

1. The density of a metal sphere is determined using a digital caliper and a mass balance.

The digital caliper is used to measure the diameter D of the sphere by placing the sphere in the jaws of the digital caliper. This reading is shown.

The sphere is then removed and another reading is taken immediately afterwards with the jaws closed.



(This question continues on the following page)



(Question 1 continued)

- (a) (i) Calculate D . [1]

.....
.....

- (ii) The manufacturer of the digital caliper states that the uncertainty in the device reading is ± 0.1 mm.

Calculate the percentage uncertainty in D . [1]

.....
.....

- (b) State **one** way in which the procedure for the measurement of D can be improved using the same digital caliper. [1]

.....
.....

- (c) The mass M of the sphere is (54.0 ± 0.2) g.

The density of the sphere ρ is calculated to be $11.3 \times 10^3 \text{ kg m}^{-3}$, using $\rho = \frac{6M}{\pi D^3}$.

- (i) Calculate the percentage uncertainty in ρ . [2]

.....
.....
.....
.....

- (ii) State the value of ρ , including the absolute uncertainty of ρ . [1]

.....
.....

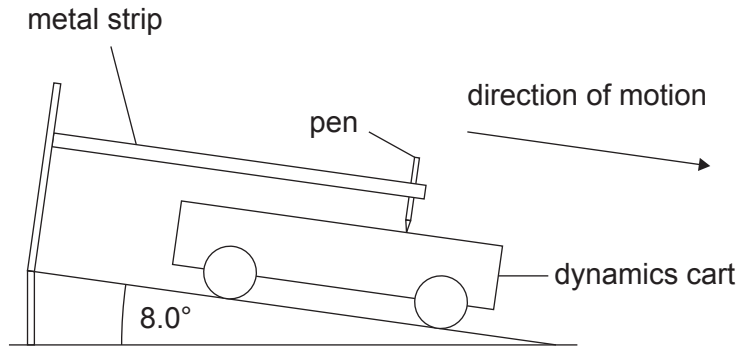


Please **do not** write on this page.

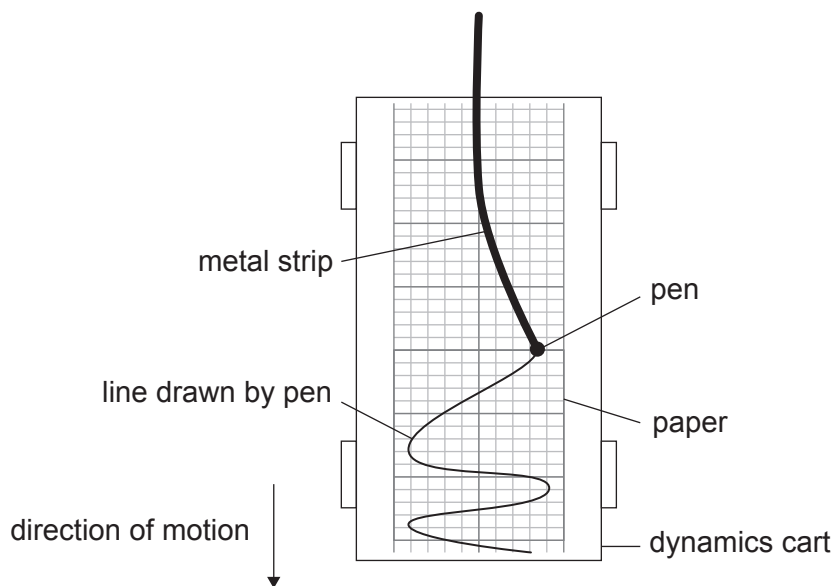
Answers written on this page
will not be marked.



2. The acceleration of a dynamics cart is measured as the cart rolls from rest down an inclined ramp. A flexible metal strip is attached to the ramp. The metal strip performs simple harmonic oscillations. A pen is attached to the metal strip and makes marks on paper that is fixed to the top surface of the cart.



Side view



View from above

(This question continues on the following page)



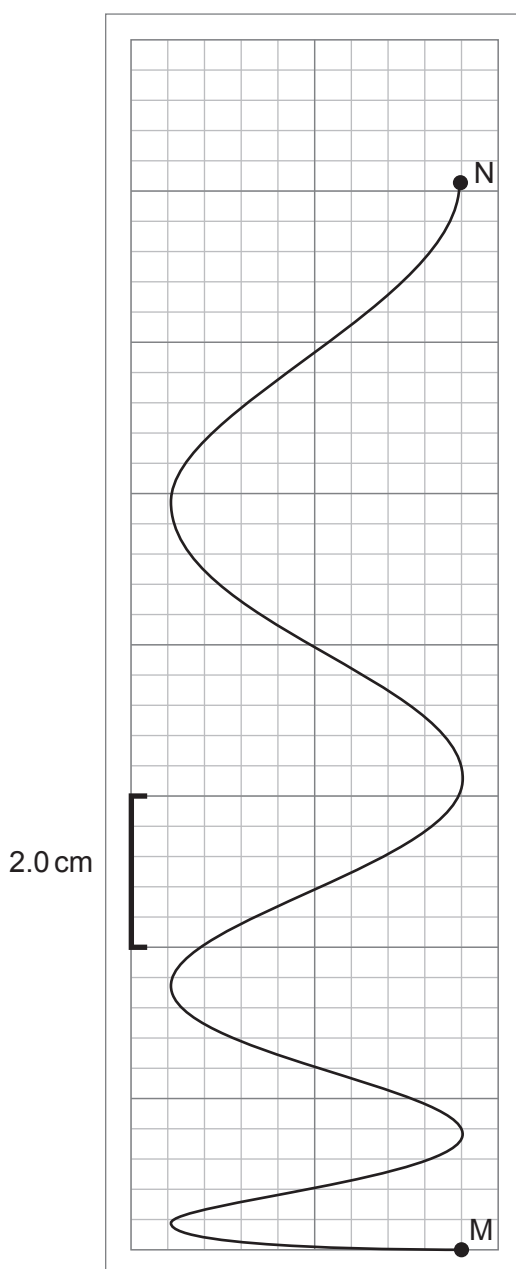
(Question 2 continued)

The pen is displaced from its equilibrium position. The pen and the cart are then released at the same time.

As the cart accelerates down the ramp, the pen oscillates from side to side. The frequency of oscillation of the pen is 6.3 Hz.

The pen moves from point M to point N on the paper. The paper is shown with a grid, and the scale of the grid is marked on the diagram.

Air resistance is negligible in this experiment.



(This question continues on the following page)



(Question 2 continued)

- (a) Calculate the time the pen takes to move from M to N. [2]

.....
.....
.....
.....

- (b) Determine the acceleration of the cart. State an appropriate unit for your answer. [3]

.....
.....
.....
.....
.....
.....

- (c) The ramp is inclined at an angle of 8.0° to the horizontal.

- (i) Discuss how your value for the acceleration of the cart in (b) compares with the component of g that acts down the ramp. [1]

.....
.....

- (ii) Explain why the two values in (c)(i) are different. [1]

.....
.....



Please **do not** write on this page.

Answers written on this page
will not be marked.

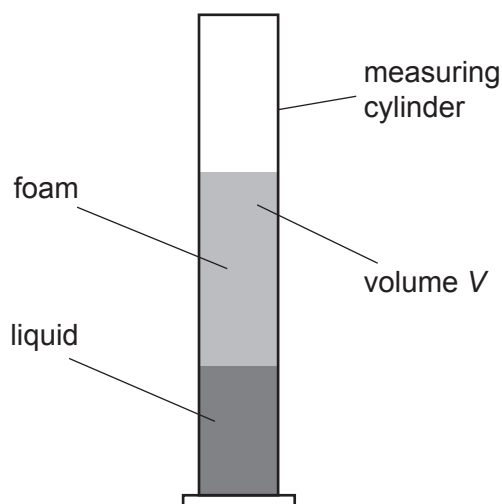


3. A foam forms above a liquid when the liquid is stirred or poured.

A student investigates the change in volume of a foam with time.

At time $t = 0$, the liquid is poured quickly into a measuring cylinder and a foam forms above the liquid. The student waits one minute for the foam to settle and then records the volume V of the foam and the time t .

The student repeats the measurement every minute.

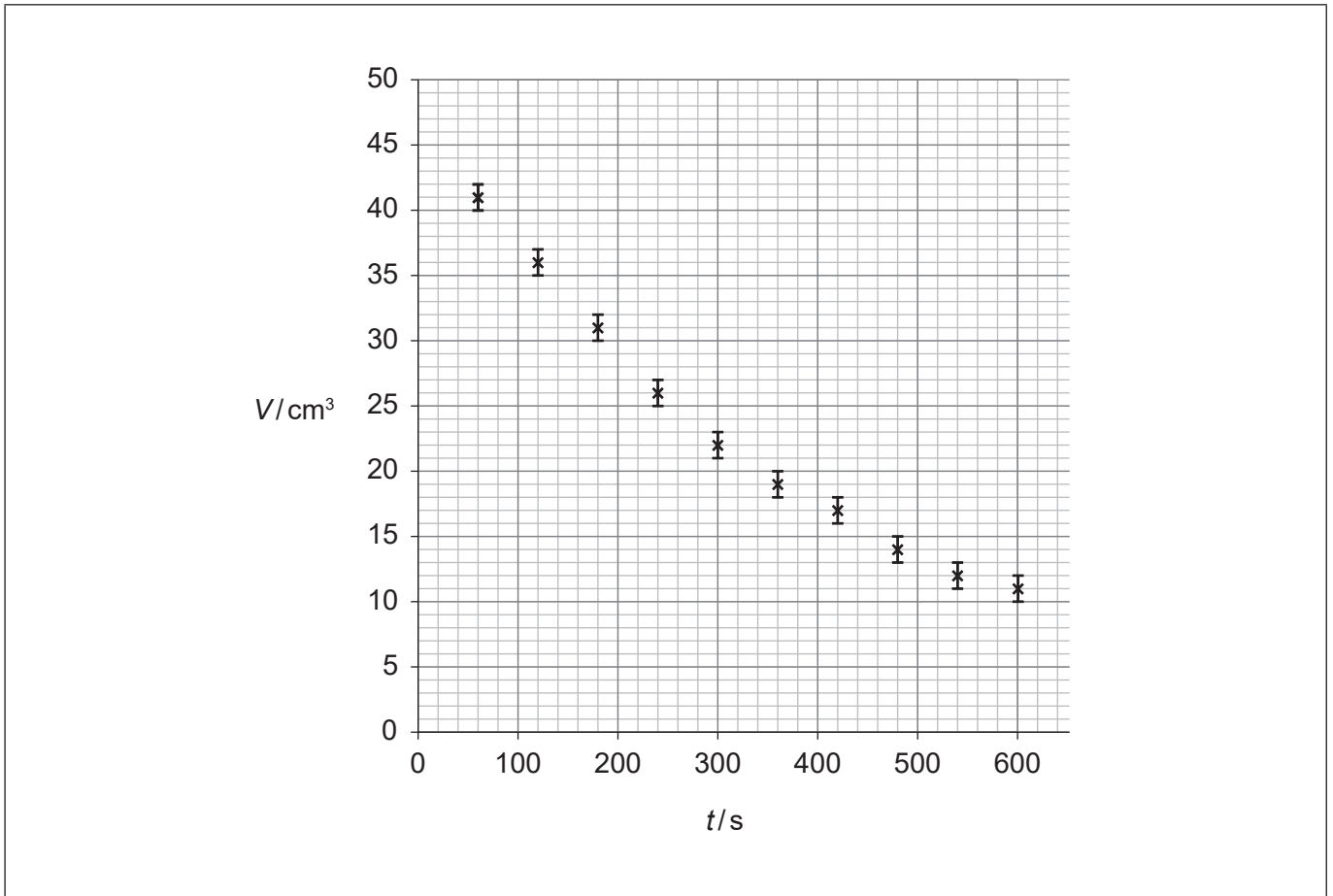


(This question continues on the following page)



(Question 3 continued)

The student plots the data to show how V varies with t . Error bars are given for values of V ; errors in t are negligible.



- (a) (i) Draw the best-fit line for these data on the graph, extrapolating your line to the V -axis. [1]
- (ii) Estimate the initial volume of the foam. [1]

.....

.....

(This question continues on the following page)



(Question 3 continued)

- (b) The student suggests that the foam experiment can model radioactive decay.

For this to be true, the $V-t$ graph must have similar properties to those of a graph of corrected count rate against time for the decay of a radioactive nuclide.

- (i) Explain how data from the $V-t$ graph can be tested to decide whether the foam experiment can model radioactive decay. [1]

.....
.....

- (ii) Show, using data from the $V-t$ graph and your test from (b)(i), that the student's suggestion is correct. [2]

.....
.....
.....
.....

- (c) The student decides to stop the experiment when the volume of the foam has decreased by $\frac{7}{8}$ of its original volume.

Predict the time at which the student will stop the experiment. [2]

.....
.....
.....
.....



Please **do not** write on this page.

Answers written on this page
will not be marked.



12EP12